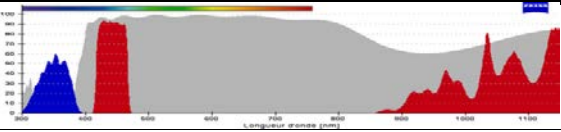
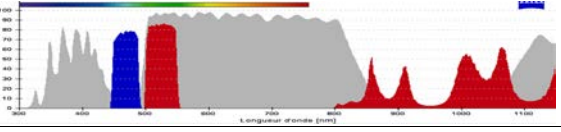
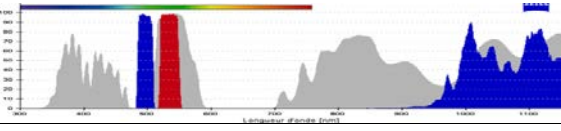
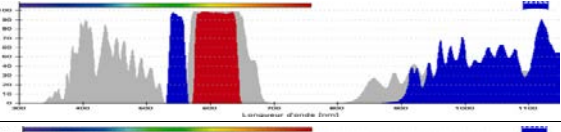
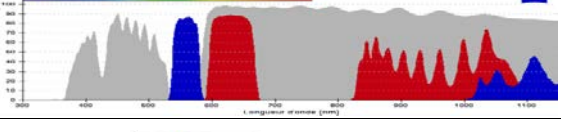

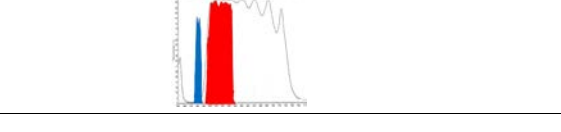



Microscope droit à épifluorescence Axio Imager Z2 de Zeiss (*entièrement motorisé*)

Cubes de filtres pour la fluorescence

#	Zeiss Coded Filter Set	Description	Zeiss ID # catalogue	Filtres λ (nm)	Excitation	Miroir dichroïque (beam Splitter)	Émission	Spectre des filtres d'Ex (bleu) et Em (rouge) Miroir dichroïque (gris)
1	49	DAPI	488049-9901-000	359/48 395 445/50	335-383	395	420-470	
2	38	HE GFP	489038-9901-000	470/40 495 525/50	450-490	495	500-550	
3	46	HE YFP	489046-9901-000	505/30 515 535/30	490-510	515	520-550	
4	43	HE DsRed (= Cy3 wide)	489043-9901-000	550/25 570 605/70	533-558	570	570-640	
5	45	Texas Red	000000-1114-462	560/40 585 630/75	540-580	585	593-668	
6		CY3.0 new (narrow)	Chroma SP102 v1 lot C162410	546/11 557 567/15	540 - 551	557	560 - 575	
7		CY3.5 new (narrow)	Chroma SP103 v1 lot C162411	581/10 593 617/40	576 - 586	593	597 - 637	
8		CY5.0 new	Chroma 49009 lot C162412	640/30 660 690/50	625-655	660	665-715	
9		Analyseur DIC	424921-9901-000					
10		Vide (empty)	424920-0000-000					

<https://www.micro-shop.zeiss.com/?s=502861288e07be&l=fr&p=ca&f=f>